

news

PHOTOGRAPHIC HISTORICAL
SOCIETY OF CANADA (PHSC)

JUNE 2026



26 4

Editor

Patrick Gunn

Distribution

David Bridge
Robert Carter

Contributors


Robert Carter
Jeri Danyleyko
Ray Ruddy

Views expressed in
this publication solely
reflect the opinions of
the authors

news@phsc.ca
phsc.ca



View of the south-east corner of Queen and Bay streets, as seen from the roof of Bowles Lunch, May 22, 1939
Royal visit; City of Toronto Archives, Fonds 1173, Item 49; Photographer: William L. Sheldon



©2026 PHSC

The Photographic Historical
Society of Canada,
since 1974

Registered charity
119251205RR0001

June 2026

Another successful PHSC spring fair was held last month, thanks to all who attended and left with their new treasures.

Our outdoor trunk sale is scheduled for Sunday, July 12 at a new location, due to construction at the former Croatian Cultural Centre parking lot space. If you have attended our auctions, you'll know the location – the Royal Canadian Legion Hall #101 adjacent to the Long Branch GO station.

We are working through a few estates, that'll appear in our November fall auction, details TBD.

As as always, if you have any camera estates, or photographic related collections to liquidate, let us know at info@phsc.ca – and do not throw out any expired film lots! You'd be surprised at how much hidden value can be contained in selling those film lot gems.

Let us know what's on your mind, equipment or treasures that you've found, we'd love to share.

Happy shooting, discovering, sharing, and collecting.





THE PHSC

OUTDOOR TRUNK SALE

FAB PHOTOGRAPHIC EPHEMERA, PRE-OWNED CAMERAS,
VINTAGE NOVELTIES, FILM, ACCESSORIES AND MORE!

Sunday, July 12, 2026, 8 am to 2 pm

ROYAL CANADIAN LEGION HALL #101

3850 Lake Shore Blvd. West, Toronto

FREE ADMISSION / FREE PARKING

Food / beverages open at noon - washrooms on site

Sponsored by the Photographic Historical Society of Canada



PHSC Spring fair

We had a fantastic turnout this year, with a very busy first hour after opening, with many grins ear to ear with people finding treasures.

Next up will be our Outdoor Trunk Sale, on Sunday July 12, 2026 at a new location adjacent to the Long Branch GO station in Etobicoke. See page three for the details.



Industry news

Exhibition

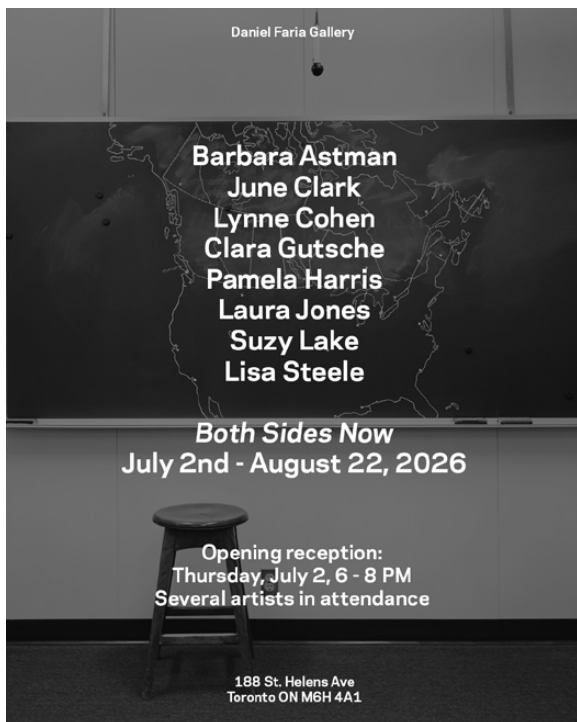
Both Sides Now

July 2, 2026 - August 22, 2026

Daniel Faria Gallery, 188 St Helens Ave, Toronto

Daniel Faria Gallery is pleased to present Both Sides Now, a group exhibition featuring historic works by American-born Canadian artists Barbara Astman, June Clark, Lynne Cohen, Clara Gutsche, Pamela Harris, Laura Jones, Suzy Lake and Lisa Steele. This show is ostensibly the first of its kind.

The artists in Both Sides Now share the experience of having left the United States in the late 1960s and early 1970s in response to the prevailing political climate, seeking refuge, community, and a sense of home in Canada. Many turned to photography as a means of reconstructing belonging or as a self-reflexive tool for examining identity as young women negotiating new social realities.



Graflex Journal issues available online

Since 1997, the **Graflex Journal** has been published, and is the successor to the **Graflex Historic Quarterly**.

It is dedicated to enriching the study of the Graflex company, its history, and products. It is published by and for hobbyists and users.

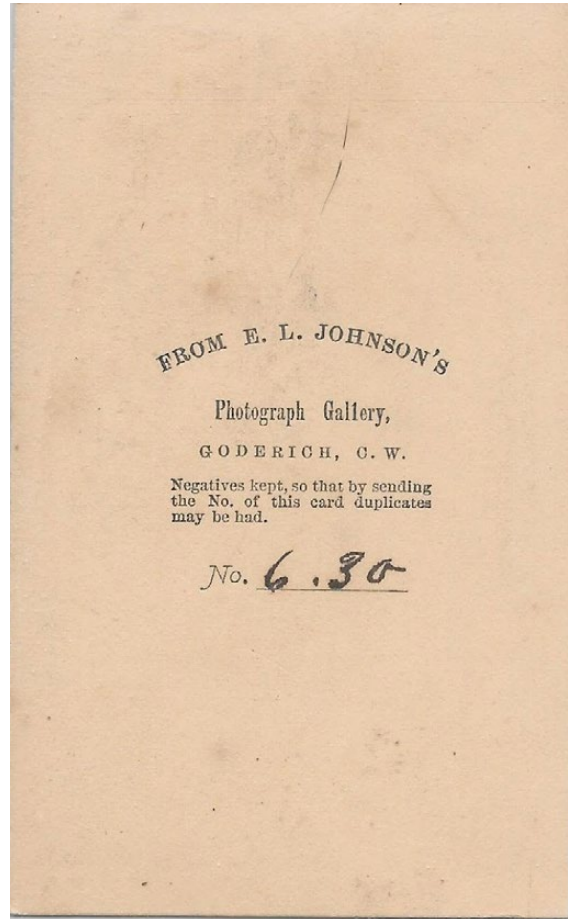
Published by Ken Metcalf, and thanks to **Pacific Rim Camera**, issues from Volume 1 No. 1 (1996) to the current issue are available online:

www.pacificrimcamera.com/rl/rlGraflexHQ.htm



Photography

Canadian CDV of the month



From the collection of Ray Ruddy. Early 1860s CDV portrait of an elegant-looking lady posing in the studio of Goderich photographer **Eli L. Johnson (1832-1913)**. The backstamp on the back is mostly the earliest one used by Mr. Johnson. When he started out in his photography business, he recorded the negative numbers on the verso of each CDV for future copies.

Join the Facebook Group
[Ontario CDV's and Cabinet Cards](#)

What is a CDV?

The carte de visite ('visiting card') was a format of small photograph which was patented in Paris by photographer André Adolphe Eugène Disdéri in 1854.

Each photograph was the size of a formal visiting card about 4½ x 2½ inches and were commonly traded among friends and visitors in the 1860s.

The popularity of the format and its rapid uptake worldwide were due to their relative cheapness, which made portrait photographs accessible to a broader demographic.

CDV by photographer
Eli L. Johnson,
Goderich, C.W. [Ontario],
from the collection of
Ray Ruddy.



Equipment

Jeri Danyleyko Kodak Pony 135

The origins of the Kodak Pony 135 began in 1949 with the introduction of the original Pony 828. 828 film was Kodak's adoption of the 35mm market but without the continuous sprocket holes and with a paper backing. The Pony 828 also had a much larger frame size and only produced eight photos per roll. The Pony 135, which used the more efficient and popular 35mm film, was introduced the following year.

The Pony was designed by **Arthur Crapsey**, a legendary designer and veteran who began working for Kodak after losing his leg in WWII. The camera body was made of black Bakelite with a mottled surface for easy gripping. The top was grey Bakelite with an attractive little red Kodak disk, reminiscent of the red Leica disk, in the centre.

There were a total of three Pony 135s. The first was produced from 1950-54, the second, the Pony 135-B, from 1953-55 and the third, the 135-C, from 1955-58. The Pony 135 was then replaced with the Pony II and IV (there's no mention of a Pony III), the Pony IV being the far more sophisticated of the two. The Pony brand disappeared forever in 1962.

There was very little difference technically between the original Pony 135 and the Pony 135-B other than the faceplate which showed 135-B on the front and a few other minor enhancements. Both cameras used 51mm Anaston lenses with aperture settings ranging from f4.5 to f22. The three-element lens, while not of prime quality, was a big improvement over the plastic lenses on the more simple cameras.



On the downside, it contained Thorium oxide which was mildly radioactive. Although there wasn't a substantial amount, there was reportedly enough to register on a Geiger counter. Shutter speeds on both models ran from 1/25th of a second to 1/200th plus B.

Additional features included a cable release on the side of the lens barrel, a tripod socket and an M-synch for flash bulbs. The lens was collapsible for easy transport, however the camera could not be used with the lens in a collapsed state. To collapse the lens, turn it clockwise and push it in. There was a film reminder dial on the top with a selection of named Kodak films for easy reference. None of them are still in production.

The Pony 135-C added an additional aperture setting of f3.5 and an extra shutter speed of 1/300 sec. The collapsible lens was changed to a non-collapsible version and was slightly wider at 44mm. The body colour was changed to brown.

Kodak never released sales figures for the Pony 135 but considering its lengthy production run, it's believed to have sold extremely well. When first introduced in 1950, the camera sold for \$34.75 which would translate into around \$480 in current

Equipment continued

Kodak Pony 135

dollars. According to available information the Pony was built at Kodak's Rochester plant, however mine was built in Canada, presumably at the Toronto plant under a Canadian patent number.

Despite its popularity, the Pony had a number of strange design features that were anything but intuitive. Let's start with loading. To load the camera you need to push a little button on the aluminum bar located on the right hand side and then push the bar down. Next you have to pop the back off completely and insert the film. To close the back, you slip the little ridge into the slot on the left hand side, insert the notch into the opening on the bar on the right hand side and then push the bar up to lock it.

Advancing the film involves yet another trick. There are two levers on the back right side at the top. You need to push the larger lever on the left to unlock the film advance. Push the lever quickly and only once and then let go. Once engaged, it gives a satisfying click. Then turn the advance knob until it locks. Do not hold on to the lever. Otherwise your film will keep advancing without stopping until you reach the end of the roll. This locking mechanism appears to be a means of preventing accidental double exposures. Once the film is advanced, cock the shutter using the lever on the left side of the lens barrel. The frame counter works backwards. Instead of going from 1 to 36, set your counter to 36 (for example) and let it work its way down to 0. I found the easiest way to use the camera was to click the lever, advance the film and then wait until it was time to take the next shot before cocking the shutter. There is no rangefinder so focusing is by estimated distance only. For me that was the biggest challenge. I confess to being probably the worst distance estimator in the world. If you suffer from a similar affliction, a tape measure is essential.

The settings are in feet only. There are no metric settings. The shutter speeds and aperture settings can be found on the lens barrel.

Rewinding the film presented yet another small challenge. Remember those two levers on the back right side? Well the smaller one on the right is the film release. Push the lever to the right and hang on tight while you rewind the film using the rewind knob on the top left.

On the plus side, the Pony is attractive, sturdy, and well constructed. Kodak used quality materials which stood up well to repeated use and a certain amount of punishment. On the downside, the camera is neither intuitive nor innovative. The lens is not fast, the selection of shutter speeds is limited, and additional features are non-existent. Overall I found many aspects of it needlessly awkward. At its minimum, the camera was a reasonably priced entry level starter camera with basic controls for the novice photographer.

If you're looking for a vintage camera from the early 1950s, you can pick up a Pony 135 in good working order at a relatively low cost. If you're looking for ease of use and additional features, for a few extra bucks you'll probably be a lot happier with a Kodak Retina, Kodak Signet or an offshore camera like a Voigtlander or Ricoh. The Pony seems to be more of a nostalgia item for people whose dad or gramps hauled out the old snapshot camera for family gatherings and summer holidays.

Mind you, if you happen to come across a Pony in an old family chest or at a trip to the Sally Ann, don't pass on it. Pick it up and give it a whirl. You might have a lot of fun with it. And if you find it wanting, it's still an attractive little camera that will display beautifully on your vintage camera shelf. 📷

From our web blog

Bob Carter

Island in the chilly sun

Toronto. For the cover shot of Journal issue 27-5 (March-April 2002), editor Lansdale searched his own collection for this stereograph of Manitoulin Island in Lake Huron taken by Mr. J. W. Love about 1865.


Bob explains, “Our cover illustration is taken from a stereograph by J. W. Love, of Portage City, Wisconsin – one of the founders of The American Photographic Exchange Club in 1861.

“He travelled extensively in Canada and was among the first tourists to visit Muskoka. In flowing hand script on the verso of the card is: ‘View near the foot of South Bay Manitoulin Island, C.W. [Canada West, about 2.5× the area of Texas, now the province of Ontario]’ In the photo three men pose stiffly on a shore of precambrian rock with pine trees as a backdrop.

“The February 1867 Philadelphia Photographer acknowledged receipt of other Canadian stereo views: “...

“‘Victoria Bridge’; ‘Wolf’s (sic) Monument, and New Gaol, near Quebec’; ...‘The Citadel of Quebec’; and a number of winter Niagara views, which are very beautiful.’

“The artist suggested forming a stereoscopic exchange club offering his views in exchange for others. As was his custom, Love marked his photo by include “Love” into the image near the bottom of the right hand photo.”

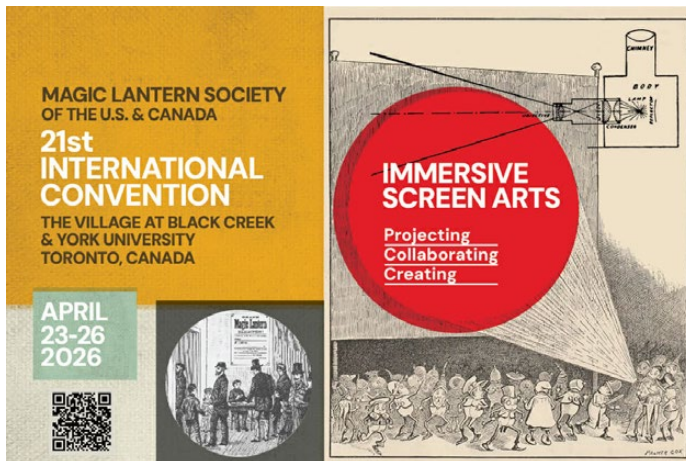


Manitoulin Island in Lake Huron c1865. Half stereo image by John Watson Love (1825-1880).

Event summary

Magic Lantern Society Toronto Convention

The Magic Lantern Society of the USA & Canada, held their 21st international convention in Toronto at the end of April, 2026. The following images captured the excitement of the various events.



Event summary

Magic Lantern Society Toronto Convention



PHSC Upcoming events

We're adding events throughout the year, and they'll also be shown on our website when confirmed.

■ **Sunday, July 12, 2026**

Outdoor Trunk Sale

8am-2pm; Free

NEW location

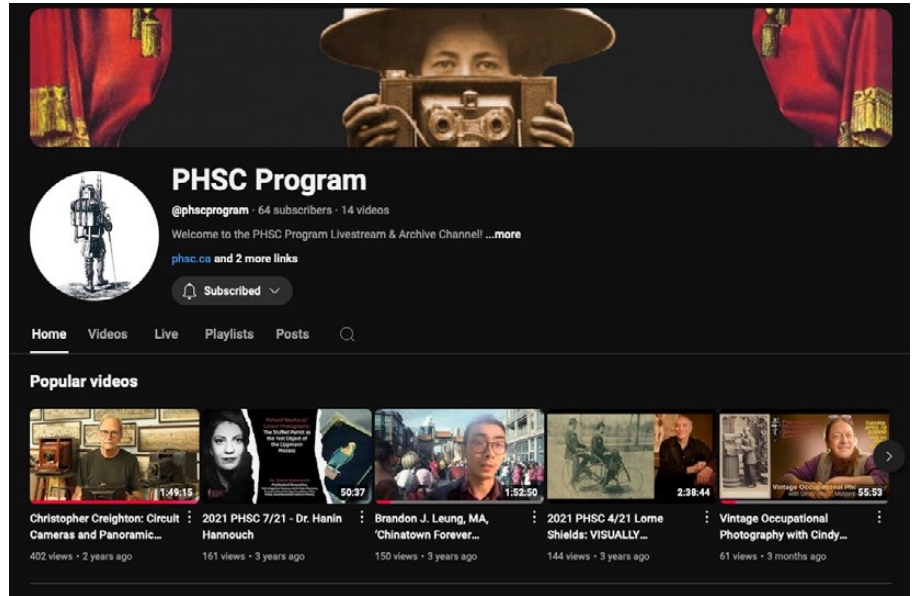
Royal Canadian Legion Hall #101
3850 Lake Shore Blvd. W,
Etobicoke, Toronto, adjacent to the
Long Branch GO station

Dealer space available,
contact info@phsc.ca

■ **TBD November 2026**

Fall Estate Auction

1:30pm viewing,
Auction starts 2:30pm
Royal Canadian Legion Hall,
3850 Lake Shore W, Etobicoke,
Toronto, adjacent to the
Long Branch GO station



PHSC past programming events on YouTube

Missed past events, or wish to relieve the excitement of past programs? Celio, our program coordinator, is busy at work with our PHSC YouTube channel @phscprogram. We're continually uploading past programs, including symposia, guest lectures and Show & Tell events.

Check back often, as program archive continues to grow. Here are a few highlight programs for you to enjoy:

[Conversation with Rita Godlevskis Editor/Publisher PhotoEd Magazine](#)

[Paulette Michayluk on Inspiration](#)

[Client Hryhorijiw interview with Vincenzo Pietropaolo](#)

[Vintage Occupational Photography with Cindy 'MotZ' Motzenbecker >](#)

[Kjeld Duits: Empire of Color >](#)

[Christopher Creighton: Circuit Cameras and Panoramic Photography >](#)

[Technology, Expeditions & Empires: Three-Colour Photography around 1900 >](#)



Community Upcoming events

Community listings are for reference and convenience only, as the PHSC does not have any control over the events listed, and are not affiliated.

Please visit the various event websites, as the PHSC isn't responsible for any errors, omissions, or cancellations with these listings.

■ Canada
■ International


2026

- **Aug. 12-19, 2026**
3D-Con 2026
National Stereoscopic Association (NSA)
 52nd Annual Convention,
 Albuquerque, NM USA
3d-con.com
- **Oct. 4, 2026** | 10am-3pm
Show, Sale & Auction – Michigan Photographic Historical Society
 Royal Oak Elks Lodge at 2401 E. Fourth St in Royal Oak, MI USA
<https://www.miphs.org/>
- **Sat. Sept. 12, 2026** | 10am-3pm
London Vintage Camera Show
 Westview Baptist Church,
 1000 Wonderland Rd S,
 London, ON
londonvintagecamerashow.ca
- **Oct. 15-17, 2026**
Daguerreian Society 2026 Symposium
 Washington, DC, USA
daguerreiansociety.org/Symposium2026
- **Sun. Sept. 27, 2026** | 10am-3pm
Camarama Camera Show
 Japanese Canadian Cultural Centre, Toronto, ON
 Reg \$10/ Students \$8
cameramashow.com
- **Sun. Oct. 18, 2026**
Vancouver Camera Show
 Nikkei National Museum & Cultural Centre
 6688 Southoaks Crescent
vancouvercamerashow.com

Exchanges

Any interest in tintype chemicals?

Opened chemicals that remained after tintype demonstrations from the Magic Lantern Society's Toronto conference in April. Contact John Gallaro, junglearrow55@gmail.com



postings

PHSC members can post for free once per issue.

Submit to news@phsc.ca

- **Category**
- **45-ish max words**
- **Your contact (s)**

Not a member?

CA\$35/yr with these benefits:

- You help support Canadian photography
- Receive current and PDF back issues of *Photographic Canadiana*, the PHSC journal published 4X/yr, currently in our 50th volume
- Reduced table fees at our fairs and trunk sales
- To join, visit phsc.ca or member@phsc.ca



**PHOTOGRAPHIC
HISTORICAL
SOCIETY OF
CANADA**

Since 1974

**Registered charity
119251205RR0001**

Past newsletters



Cover images below are linked to the individual PDFs from phsc.ca

Sign-up to receive newsletters free : either our [Google Form](#), or email your name & email address to: info@phsc.ca

2026



25-1 March 2025



2025

2025 newsletter links

phsc.ca/camera/newsletter/vol-25-jan-dec-2025/

The quarterly PHSC journal, *Photographica Canadiana* is available with paid memberships.



MEMBERSHIP FORM

First time **Renewal**

For just \$35 a year, you receive:

- 4 PDF issues of our thought-provoking journal *Photographic Canadiana*
 - A one-time special DVD of 40 years of back issues
 - Subscription to the PHSC NEWS, our email newsletter
- Vendor fee discounts at spring and fall fairs, shows, and trunk sales

**We need your email to send you our publications.
Please print as clearly as you can.**

Date _____

Name _____

Email _____

Address _____

City _____ Prov/State _____

Country _____ Postal Code/Zip _____

Check one.

\$35 for a one year membership \$100 for a three year membership (Canadian dollars)

Payment Options.

- PayPal available at www.phsc.ca
- e-Transfer to PHSC.payment@gmail.com
- Cheque by mail to: **MEMBERSHIP**

The Photographic Historical Society of Canada
Box 11703, 666 Burnhamthorpe Road,
Toronto, ON M9C 2Z0 Canada

Complete, print and mail this form to the above address or email it to membership@phsc.ca.