

# The PHSC E-MAIL

Volume 10-10, Supplement to Photographic Canadiana, April 2011  
The Photographic Historical Society of Canada

## THIS WEEK-END

**SUNDAY, MARCH 27, 2011**

**10:00 AM to 3:00 PM**

### Toronto International Camera Show

The Thornhill Community Centre, 7755 Bayview Avenue, Thornhill, Ontario, open 10 AM to 3 PM. For table rental or info contact: [suewootten@hotmail.com](mailto:suewootten@hotmail.com) OR 705-857-2659

Buy, Sell, Trade used cameras, lenses, both digital and analogue, Books and darkroom equipment also. For bargain hunters, this is the place.

Regular admission fee \$7.00

## THIS WEEK-END

**SUNDAY, MARCH 27, 2011**

**10:00 AM to 4:00 PM**

### The Old Book and Paper Show

Now located at Wynchood Barns, 601 Christie Street, Toronto, M6G 4C7, this is Toronto's top show and sale of vintage paper and antiquarian books. Steven Evans will have a copy of "Maple Leaves," 1863, by J.M. Lemoine, the first book published in Canada with original photographs.

Regular admission fee \$6.00. Discount coupons at [antiqueshowscanada.com](http://antiqueshowscanada.com)

## THIS WEEK-END

**MARCH 26 and 27, 2011**

### Research Colloquium at the Royal Ontario Museum

This fascinating annual ROM Colloquium highlights recent discoveries by ROM curators and researchers. ROM experts deliver consecutive 15-minute presentations on the latest research in the arts, archaeology and pure and applied sciences. Begins **Saturday, March 26 - from 10 AM to 3:30 PM**. Free (Museum admission not included)

**Sunday, March 27, 1:00 PM to 2:00 PM** The prestigious Vaughan Lecture will be presented by PHSC member Dr. Deepali Dewan, Department of World Cultures, ROM, lecturing on: Photography & Beyond: The Transformation of Tradition. Her speciality is the history of photography in India. Dewan examines the relationship of photography to Indian miniature painting traditions and shows how the past was modified and appropriated into modern forms. **Please enter the ROM by the President's Choice School Entrance, located at the south end of the building on Queen's Park.**

# PHOTOGRAPHIC HISTORICAL SOCIETY OF CANADA

## MEMBERS' ANNUAL AUCTION SUNDAY, APRIL 3rd, 2011

Canadian Legion Branch 344, 1395 Lakeshore Blvd. West, Toronto  
Located east of Boulevard Club – Parking east of the Legion Hall

**REGISTRATION STARTS 9:30 AM – VIEWING 11:00 AM**  
**BIDDING STARTS 12 NOON – limited to 250 lots**



Members are requested to bring in high quality items to be auctioned to the gathering. No junk please! Arriving material will be vetted at the door for acceptability.

**FORMAT SAME AS PREVIOUS AUCTIONS**  
**A 5% BUYER'S PREMIUM WILL APPLY**

CASH or known CHEQUE will be accepted as payment for auction items. Sorry – no provision for credit card payments.

Registration of lots 9:30am - Bidding starts 12 noon

**FREE ADMISSION – PUBLIC WELCOME**



PHOTOGRAPH BY FELIX RUSSO

For update information check: [www.phsc.ca/auction.html](http://www.phsc.ca/auction.html)

## VISITING THE ARLINGTON VA. SHOW: by Robert Lansdale



PHOTOS BY ROBERT LANSDALE

In respite to get away from the winter chill and to take in a different show, Bob Wilson and I drove down to Arlington, Virginia to visit the DC Antique Photo Show.

Probably the longest running photo image show in the USA, it features a full range of antique imagery with the emphasis on stereo cards. Vintage images from the Civil War and the Washington region were available.

On the floor (above) we met show organizers Tom Rall (hat) and Mike Berman (right – beard). In this foursome (at left) is Hernan Navarrete, originally from Chile then (coincidentally) Montreal, Quebec, before moving to Virginia. Bob Wilson is third in line. The day before, he treated me to his specialty of “room hopping” to search out prize Canadian stereos as seen here in the room of dealers Cindy and Dave Wood.



## ANOTHER CORN-ON-THE COB IMAGE

Greg French of [www.gregfrenchearlyphotography.com](http://www.gregfrenchearlyphotography.com) sent us another corn-cob image to add to our consternation. This time it is a tinted ruby glass ambrotype (out of case) with the man holding a cob of corn coloured with yellow dye. The young lady has a short veil and flowers to her hair so it implies a wedding couple. The inclusion of the child may be from a previous marriage.

In our *Photographic Canadiana* Vol. 34-3 and Vol. 34-4 we had the story where the phrase “come up with the corn” intoned a proposal of marriage or a sign of a newly married couple. Research to find such a colloquial phrase has turned up nothing. So we again appeal to our readers to hopefully find some clue for us.

Robert Lansdale, editor



COURTESY OF GREG FRENCH



COURTESY OF KEVIN KUNZ

# SEARCHING FOR ELI JOHN PALMER OF TORONTO

- We are asking you to join in the search by Robert Lansdale



Early portrait of Eli J. Palmer needs verification. Copied from a daguerreotype and re-touched it offers a “best view” version.

Those reading the recent issues of *Photographic Canadiana* are familiar with the biography we have constructed of photographer Eli J. Palmer who arrived in Toronto in 1849 as a daguerreian photographer.

His portrait has tentatively been identified in a family album in the Kingsville Archive as it is positioned opposite a verified portrait of his wife Nora Palmer. Eli’s image is copied from a daguerreotype of earlier days and is visually reversed. We need another “smoking gun” portrait to validate our claim.

Within the same album is another bearded man who looks similar in facial structure and beard but it is unidentified. The beard fills in to the bottom of the lip so is suspect. Possibly it could be a brother. Another image at the front of the album is identified as “Nehemiah” in which case it could be his father OR a brother and shows family traits.

Recently Neil David MacDonald of Rarephotogallery.com turned up a quarter plate ambrotype with brass mat stamped *E. Palmer, Toronto*. He offers the hope it might be a later self-portrait showing the vagaries of age and ill health. Palmer closed his studio a number of times so it is suspected he had prolonged health problems, possibly mercury poisoning.

We hope to find a portrait of Palmer standing beside his studio camera, like many photo artists had themselves portrayed. A white linoleum floor with small black squares, common to many of Palmer’s CDVs, would support verification.



(Left) An unidentified portrait from the family album has same facial features. (Right) Portrait named “Nehemiah” could be father or brother showing family traits.



Quarter plate ambrotype could be older self-portrait of Eli Palmer showing signs of age and ill health.

PORTRAITS COURTESY KINGSVILLE ARCHIVES

IMAGE COURTESY OF THE THOMSON COLLECTION - TORONTO

# REVISITING THE DUNLAP OBSERVATORY AFTER 42 YEARS

by Robert Lansdale



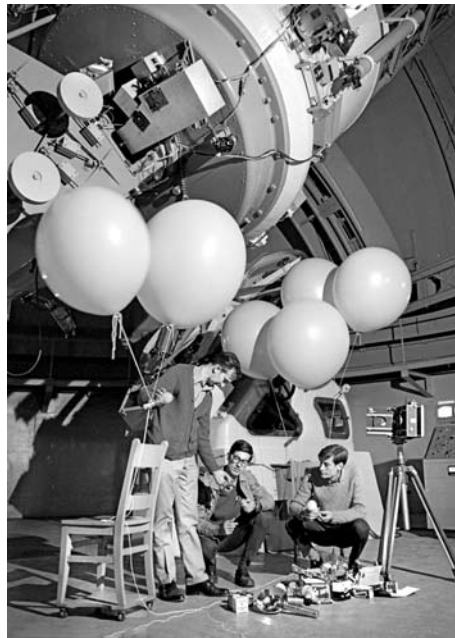
The final post card scene, Sept. 12, 1969.

Back in 1969, in the good old film days, I had an assignment to photograph the newly refurbished David Dunlap Observatory just north of Toronto. The purpose was to produce a large colour transparency from which post cards could be reproduced. When it was completed in 1935, the Dunlap was the second largest astronomical telescope in the world with a 74 inch reflector.

The outside was no problem to shoot but the inside was a real challenge. The monster telescope was crammed into minimal space within the dome. I put a 90mm wide angle on a 5x7 Linhof Technika and hoped for the best. A vantage point was chosen on a walkway that runs around the building some 12 feet up from the floor. It took some delicate positioning of the telescope facing away from the camera and slightly tilted backwards.

For lighting I arranged a number of flashbulbs in reflectors along the walkway to light the general scene. Then to light the ceiling area I suspended small BO-FLASH units on strings which were lifted

The method of elevating flash bulbs and Bo-flash triggering units is explained.



to the roof by helium filled balloons. My main flash would trigger the electric eye in each Bo-flash unit to fire the suspended flash bulbs. After each firing the balloons could be pulled down quickly for another change of new bulbs.

On the first day I tested exposures with Polaroid (in a second camera) then Ektrachrome transparency which was shipped off to the lab for processing.

With the proper exposure determined I commenced to complete the final shot. In total darkness and with the shutter open I fired off the battery of flash bulbs then took a hand-held reflector with a tungsten bulb down to the floor area and began "painting with light," concentrating on the walls and flooring behind the telescope. Then it was up onto the gantry (arch with standing platform) to paint the ceiling and higher walls, counting off the seconds to keep consistency. The total exposure must have lasted about 20 to 30 minutes. I tried several variations of timing to get "one best shot."

Revisiting the David Dunlap Observatory after a lapse of 42 years




Well it did come out OK and they used the shot for years until the Observatory was decommissioned.

Recently my son, C. Robert invited me to accompany him and grandson Christopher to a meeting of the Royal Astronomical Society of Canada (Toronto Center). It was to be held in the Observatory administrative building then a visit to the actual scope. It was a cold snowy night but well worth the visit to an old memory location.

Travelling with my digital Nikon with standard lens and a hand-held strobe I was overpowered by the immenseness of the telescope and the feeling of "in-your-face" proximity. Still I had to try to get some sort of record for posterity. As I usually do when in tight situations I run off several shots, panning across the scene to encompass everything I can see. It probably took fifteen seconds to complete the sweep with 3 shots.

CONTINUED NEXT PAGE



PHOTOGRAPH BY ROBERT LANSDALE

Back home I did a quick clean-up of all the shots and sent them off to my son. He got enthused and decided to mount a visual report on the society's web site. Well my quick cut-and-paste of the three image pan needed some special handling if that was to be the case. I don't rely on special software to magically sew the pictures together as wide angle shots often leave ghosting in corner overlaps.

There was considerable stretching and distorting in Photoshop to get the three pieces together, getting the wires to match and balcony railings to fit together. Some floor and roof areas had to be painted in.

Well after some labour I sent it off to my son. But he came back with the complaint that the long front cage to the scope appeared to be "bent." My ego was bruised and I set to work to correct the problem. Version two got rejected as well!

I got up to about version 6 when I decided that something drastic had to be done so I isolated the front cage, roof and balcony edge. I twisted and distorted that selection until it HAD to be correct. But in doing so, some of the thick blue rim of the telescope barrel disappeared where the cage and the main body meet.

What to do? Go back to the start and begin again? Finally I got the answer. I went back to the original image and cut out (duplicated) a long curving piece of the blue rim itself. This "orange peel," as I called it, was dragged over to the assembled panorama and with some adjustment was pasted into place. Well now with four pieces it seemed to work that time.

Considering it took about 15 seconds to take the digital exposures then about 4 days to make the final image, I'm not sure if it was easier during the first shoot with real film back in 1969.

**JUST ANNOUNCED  
TO THE WORLD**

**THE DAGUERREIAN  
SOCIETY'S  
23RD SYMPOSIUM  
WILL BE HELD AT  
ST. PETERSBURG,  
FLORIDA**

**OCTOBER 27 - 30, 2011**

**News will be announced  
on their web site at  
[www.daguerre.org/](http://www.daguerre.org/)**

Greg Biss is cleaning out his studio and has much excess equipment: light box, Cambo camera, lenses. Contact at [gbissphotography@gmail.net](mailto:gbissphotography@gmail.net)

## Coming Events & Want Ads

### MONTREAL CAMERA SHOW APRIL 10, 2011

Holiday Inn Point-Claire, 6700 Trans Canadienne, Pointe-Claire, Quebec – Route 40, exit 52, opposite Fairview Centre, fee \$6.00. Contact: solhadef@gmail.com or 514-898-5351

### VANCOUVER CAMERA SHOW and SWAP MEET APRIL 17TH, 2011

At the Cameron Recreation Centre, 9523 Cameron and Lougheed Mall, Burnaby, British Columbia. 120 tables with modern, collectible and antique cameras, lenses, tripods, darkroom gear etc. At the Association's Consignment table, experts will provide a free evaluation. Admission \$5.00, runs 10:00 AM to 4:00 PM – early bird \$15.00 at 9:00AM.

### PHOTOGRAPHICA 2011 SALE AND SHOW WAKEFIELD, MASSACHUSETTS APRIL 30 and May 1, 2011

Take a trip down Boston way to the 75th Photographica Cameras and Images Sale and Show. Opens 9:00 AM each day until 4.00 on Saturday and 3:00 PM on Sunday. Cameras of every size and format, vintage photos, studio and darkroom equipment. Admission \$5.00, Located at Americal Civic Center, 467 Main St. Wakefield, MA. off Rt 95/128 N/S Exit 39 or 40.

### PHOTO EDUCATORS' FORUM Conference for Photo Educators, May 6 & 7, 2011

Two day conference created by educators for educators. Sheridan Institute of Technology, 1430 Trafalgar Rd., Oakville. Details and registration at photoeducators@gmail.com

## Want Ads...

### Wanted

Cash paid for collections, liquidations and estates containing cameras, lenses, photographs, documents, books, negatives etc. Please call Tom for no obligation evaluation 416-888-5828.

### Buying or Consignment

Vintage cameras wanted by experienced eBay seller. Professionally presented with pictures and description. Contact at 905-994-0515 or douglas@dugwerks.com

### Wanted

Bicycle & Motorcycle photography – all related items. Contact Lorne Shields, P.O. Box 87588, 300 John St. P.O., Thornhill, ON., L3T 7R3, lorne-shields@rogers.com.

### Wanted

Well-heeled private collector will pay CASH for your photographic collections and estates. Nothing too big or too small. Contact John Kantymir at 905-371-0111 or Niagaracc@gmail.com This sym

## A REMINDER THAT PHOTOHISTORY XV WILL HAPPEN THIS YEAR OCTOBER 21-23, 2011

This symposium on the History of Photography, sponsored by the The Photographic Historical Society (TPHS) in conjunction with George Eastman House, (IMP&F) will be held again at Rochester NY in the Dryden Theater. Reception on Friday, all day lectures on Saturday, Trade Show on Sunday. Historians and collectors from around the world will gather.

AN EPIC ACHIEVEMENT...

## IT'S YOURS WHEN YOU JOIN THE PHSC 35 YEARS OF PHOTOGRAPHIC CANADIANA PRESERVED ON ONE DVD DISC

There's more to this DVD as it contains all published E-Mail Newsletters, Supplementary News Sheets, Directories and Indexes in Acrobat PDF format. All text is searchable for easy research while thousands of pages and photographs are ready for reading.

## JOIN TODAY FOR ONLY \$35 AND RECEIVE IT FREE

By joining now you also receive four issues/year of the latest **Photographic Canadiana** plus all PHSC membership benefits... it's a real bonanza!


Through the 182 issues of PC, from Volume 1 #1 onwards, you can visit a veritable library of photographs and published words.

Say YES – download an application at: [www.phsc.ca/member\\_form.PDF](http://www.phsc.ca/member_form.PDF)

### Mail to:

Membership Secretary, PHSC,  
Box 11703, 4335 Bloor St. West,  
Toronto, Ontario, M9C 2A5, Canada

Dues: - Canada \$35.00 Foreign: \$35.00 US FUNDS



# PHOTOGRAPHICA-FAIR

Antique, Collectible & User Cameras, Images, Lenses, Darkroom, Books, Film, Digital, Movie, Video, etc.

# Sunday, May 15, 2011

10 am to 3 pm

MARK YOUR CALENDAR

# THE BIG ONE!

## The Soccer Centre

7601 Martin Grove Rd, Toronto (Woodbridge) Ont.

½km south of Highway 7 on the east side

For more information contact  
Mark Singer, Fair Chairman  
tel 416-879-7168  
fair@phsc.ca

Public Welcome

100+ Tables of Goodies

Free Parking & Snack Bar & Wheelchair Access



**Admission only \$7.00**  
**Students FREE with**  
**School ID Card**

**FREE BUS from Kipling subway Kiss-n-Ride starts 9:30 am (hourly)**



## PHOTOGRAPHIC HISTORICAL SOCIETY OF CANADA

4335 Bloor St W, Box 11703, Toronto ON M9C 2A5 ❖ [www.phsc.ca](http://www.phsc.ca) ❖ [fair@phsc.ca](mailto:fair@phsc.ca)